

# List of fastening materials for X-Rail

---




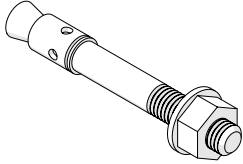
**DISCLAIMER:**


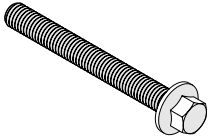

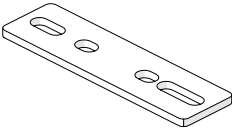

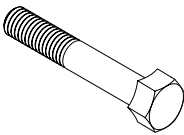
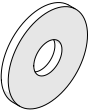

As standard, we do NOT supply fastening materials with X-Rail. The materials listed above are available from Axelent. However, Axelent does not guarantee that these are suitable for your specific application.

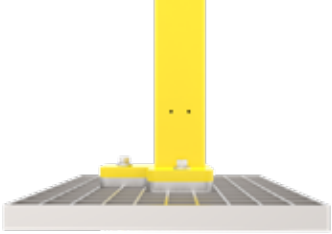
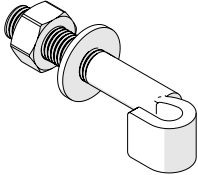


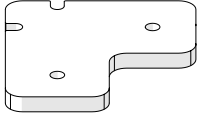

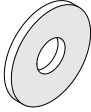
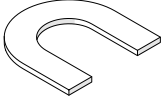
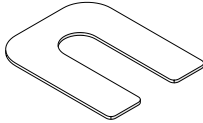
As Axelent does not know the installation conditions on site, the customer/installer is fully responsible for selection of fastening materials suitable for the base structure at hand. Axelent accepts no liability for failure of the guardrail system or any other damages which are the consequence of faulty selection of fastening materials or improper installation.

**NOTE:**

There may be restrictions on drilling holes in support structures such as I-beams and other girders. There may also be restrictions concerning welding on such structures. Ensure that a qualified construction, mechanical, or structural engineer evaluates the base structure and approves the fastening materials and methods chosen. Be sure to have qualified installation staff install the guard-rail system. Application of the correct tightening torques deserves special attention.

| Range of application   | Illustration  | Part. No. | Description  | Notes   | Qty. / post | Package size |
|--|---|-----------|--|---|-------------|--------------|
| Concrete floor<br><br> |  | 10-9713   | Anchor bolt, M10x90<br>Carbon steel, zinc-plated<br>DIN 6921 8.8 | Min. Concrete quality:<br>C20/25 to C50/60 (to EN 206)<br>Assembling thickness max.: 15 mm<br>Concrete thickness: min. 105 mm<br>Hole diameter: 10 mm<br>Drilling depth min.: 70 mm<br>Embedment depth min.: 60 mm<br>Eff. embedment depth min.: 51 mm<br>Edge distance min.: 77 mm<br>Spacing min.: 77 mm<br>Installation torque: 25 Nm<br>Wrench size: 17 mm<br>Washer 10.5 x 20 x 2 mm<br>Hole must be cleaned after drilling!<br>(ETA -17/0813 available) | 2           | Bulk*        |

| Range of application  | Illustration  | Part. No.                               | Description   | Notes  | Qty. / post | Package size     |
|---|---|---|---|--|-------------|------------------|
| <p>I-Beam with 38 mm MDF board</p>   |    | <p>10-9915/M8x70<br/>10-9916 /M8x90</p> | <p>Hexagon head bolt M8x70/90 with flange. Wrench size 13 mm, DIN 6921 8.8</p>  | <p>Be sure drilling through the I-Beam is admissible.<br/>Tightening torque 25 Nm</p>  | 2           | Bulk             |
|   |    | 10-9906                                 | <p>Nut, M8, with serrated flange<br/>Wrench size 13 mm,<br/>DIN 6923 class 8 for use with bolts 8.8</p>                                     | <p>Be sure wooden floor material strength is sufficient. The floorboards must be fastened securely to the base construction, e. g. by bolting.</p> | 2           | Bulk             |
|   |    | G2536                                   | <p>Counter plate, 50x180x6 mm with 2 bores and 2 long holes, material quality: S355MC (1.0976 to EN 10149-2)</p>                            |  | 1           | Bulk             |
| <p>30 mm grid floor<br/>Can be fastened with either counter/welding plate and bolt/nut or J-hook and nut</p>  |    | <p>10-9731<br/><br/>10-9604</p>         | <p>Hexagon head bolt M10x80, Wrench size 16mm, ISO 4014 (DIN931)<br/><br/>Hexagon head bolt M10x90, Wrench size 16mm, ISO 4014 (DIN931)</p> | <p>For assembly in connection with counter plate G2536<br/><br/>For assembly in connection with counter plate G2536</p>                            | 2<br><br>2  | Bulk<br><br>Bulk |
|   |  | 10-9703                                 | <p>Washer 10.5x20x2 mm<br/>DIN 125 shape A</p>  |  | 2           | Bulk             |
|   |  | 10-9883                                 | <p>Nut, M10, with serrated flange<br/>Wrench size 15 mm, DIN 6923 class 8 for use with bolts 8.8</p>  |  | 2           | Bulk             |

|   | Illustration  | Part. No.               | Description  | Notes   | Qty. / post | Package size |
|---|---|-------------------------|--|---|-------------|--------------|
| 30 mm grid floor (cont.)<br> |    | S-0136-02               | J-hook including nut and washer, M8x60.5, hardness 4.6 | Tightening torque: 9.4 Nm                             | 1           | Bulk         |
|   |    | S-0136-03               | J-hook including nut and washer, M8x51, hardness 4.6   | Tightening torque: 9.4 Nm                             | 1           | Bulk         |
| Sheet metal floor<br>        |    | G2297-1                 | L-welding plate 110x60x10 mm with 2x10 threaded holes. | Be sure welding on the base structure is admissible   | 1           | Bulk         |
|   |    | 10-9928                 | Hexagon head bolt M10x20, DIN 9318                     | For assembly in connection with welding plate G2297-1 | 2           | Bulk         |
|   |    | 10-9703                 | Washer 10,5x20x2 FZB DIN125A                           | For assembly in connection with welding plate G2297-1 | 2           | Bulk         |
|   |   |                         |  |   |             |              |
| Additionally, for all types of base structures.<br>If levelling of posts is required.                         |  | T01-41<br>(20x10-9942)  | Shim 22x20x0.7 mm                                      | Levelling of post                                     | -           | 20           |
|   |  | T01-42<br>(20x G2187-1) | Shim 30x50x1 mm  | Levelling of post                                     | -           | 20           |

