



# Axelent **X-Tray for X-Guard**

Smart cable management for machine guards

Version  
2.0  
English US





**X-TRAY<sup>®</sup>**

## The finishing touch to your machine safety with X-Tray<sup>®</sup>

X-Tray cable trays fit our X-Guard machine guard like a glove. Together they provide the optimal solution.

Our cable trays are strong, adaptable and easy to fit. They enable elegant solutions with no special tools required. As with X-Guard, only a few brackets and tools are needed. The combination of X-Tray and X-Guard gives you maximum use of minimum material. A simple but smart touch. The near endless possibilities, despite fewer components, saves you time and money through having everything in one order to complete projects.

### The perfect fit

Axelent's X-Tray is the ideal cable tray for X-Guard machine guard because they are perfectly matched for smooth installation to give a professional touch.

### No special tools required

The combination is easy to assemble without the need for special tools. A 13 mm spanner is all you require.

### One supplier

A turnkey solution from one supplier makes project implementation that much quicker and easier. It is also cost-effective because everything is bundled in the same shipment.

Keyhole mounting

Top mounting

Cantilever mounting

*(These are just three examples, X-Tray offers several different mounting solutions. See pages 6-7)*





# SnapperWorks software gives you immediate control of your cables

SnapperWorks pairs X-Tray cable trays with X-Guard machine guards, giving you immediate control of your cables.

## Benefits of X-Tray for X-Guard

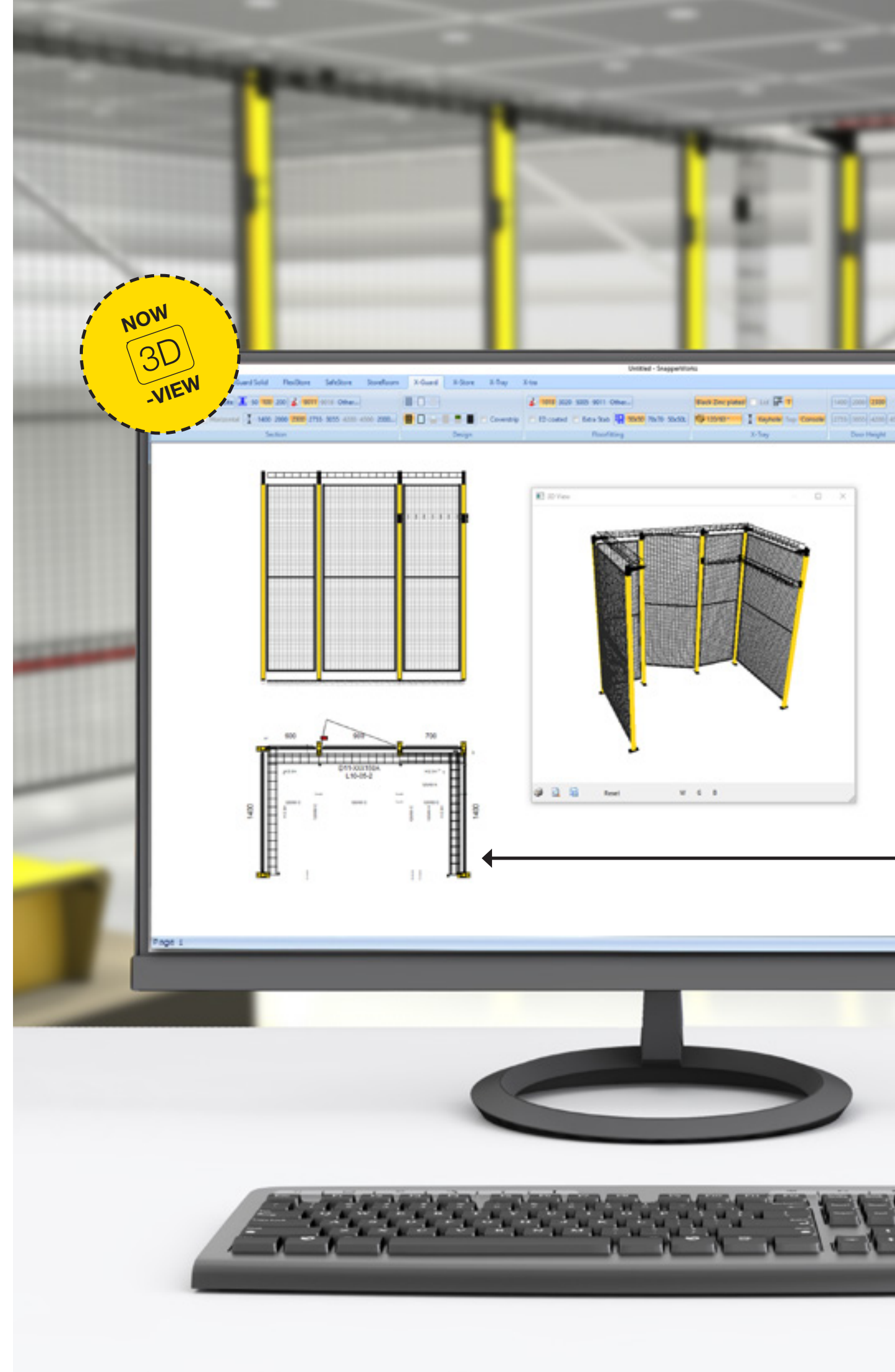
- Cost-effective
- Quick fittings designed for machine guards
- Black galvanized for a perfect match with X-Guard (other colours available)
- Several cable routing options
- All bundled and delivered on the same pallet
- Timesaving – quick start-up of machine and production thanks to same pallet shipment (quick and easy installation)

## Benefits of SnapperWorks

- Custom program for X-Guard and X-Tray
- Easy to learn, just click and drag
- Provides a complete drawing and a list of materials in no time at all
- DWG and DXF files can be imported

## Tested and approved

- X-Tray complies with the highest demands on cable routing systems in accordance with IEC 61537
- X-Tray is a complete cable tray system and is available in a larger range in:
  - Zinc Plated FZB
  - Hot Dip Galvanized FZV
  - Stainless 304L
  - Acid-proof 316L




Premium Quality

Guaranteed By Axelent

## Which cable tray?

What to consider when choosing cable trays

### Environment



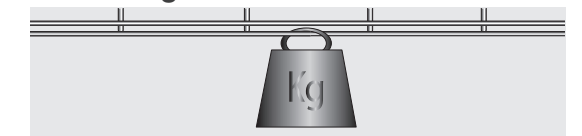
Environmental requirements for surface treatment and/or classification of installation are based on standards, use, surroundings and specified requirements.

### Weight/volume




Weight and volume of the cables taking into account future needs.

### Extra weight



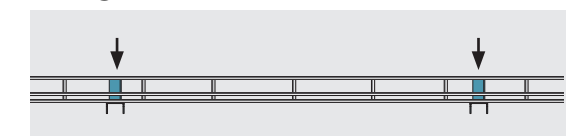
Extra weight from point loads.

### Installation



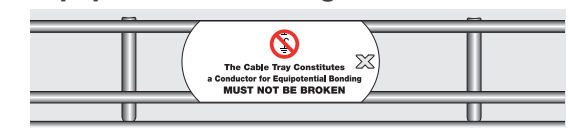
Installations in keyholes, at the top of the post, using brackets or other methods.

### Fixing distance



A greater distance between the fixings means less work and lower costs. We recommend a bracket distance of 2.25 metres or, together with X-Guard, adapted to the post distances.

### Equipotential bonding



Tested for equipotential bonding.



X-Tray complies with the highest demands on cable routing systems in accordance with IEC 61537



\*Our UL certification also gives us NEMA approval.



# The possibilities with X-Tray for X-Guard

All cable trays and fittings are black galvanized to match X-Guard's black panels. The picture shows the various mounting possibilities and the letters guide you to items and installation instructions further on in the manual.

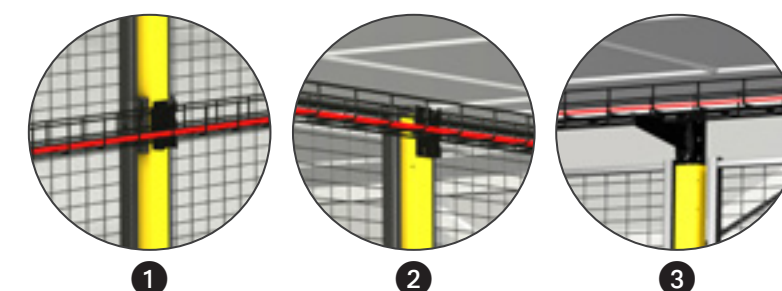
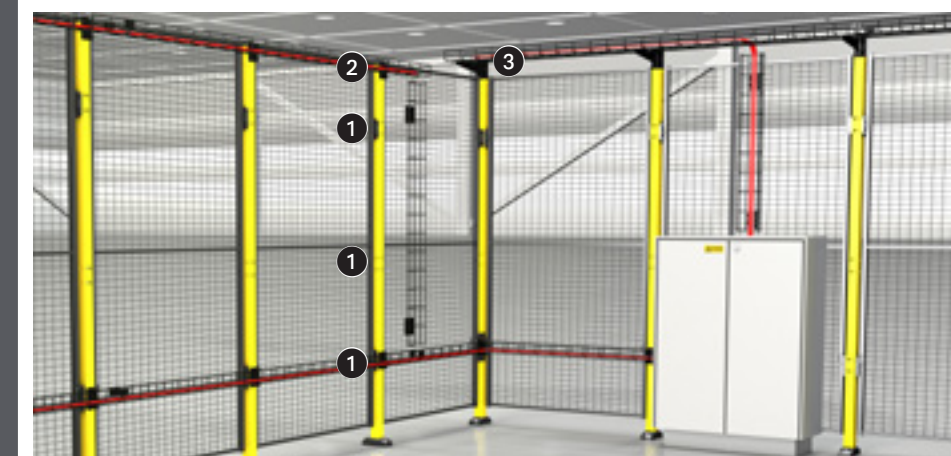
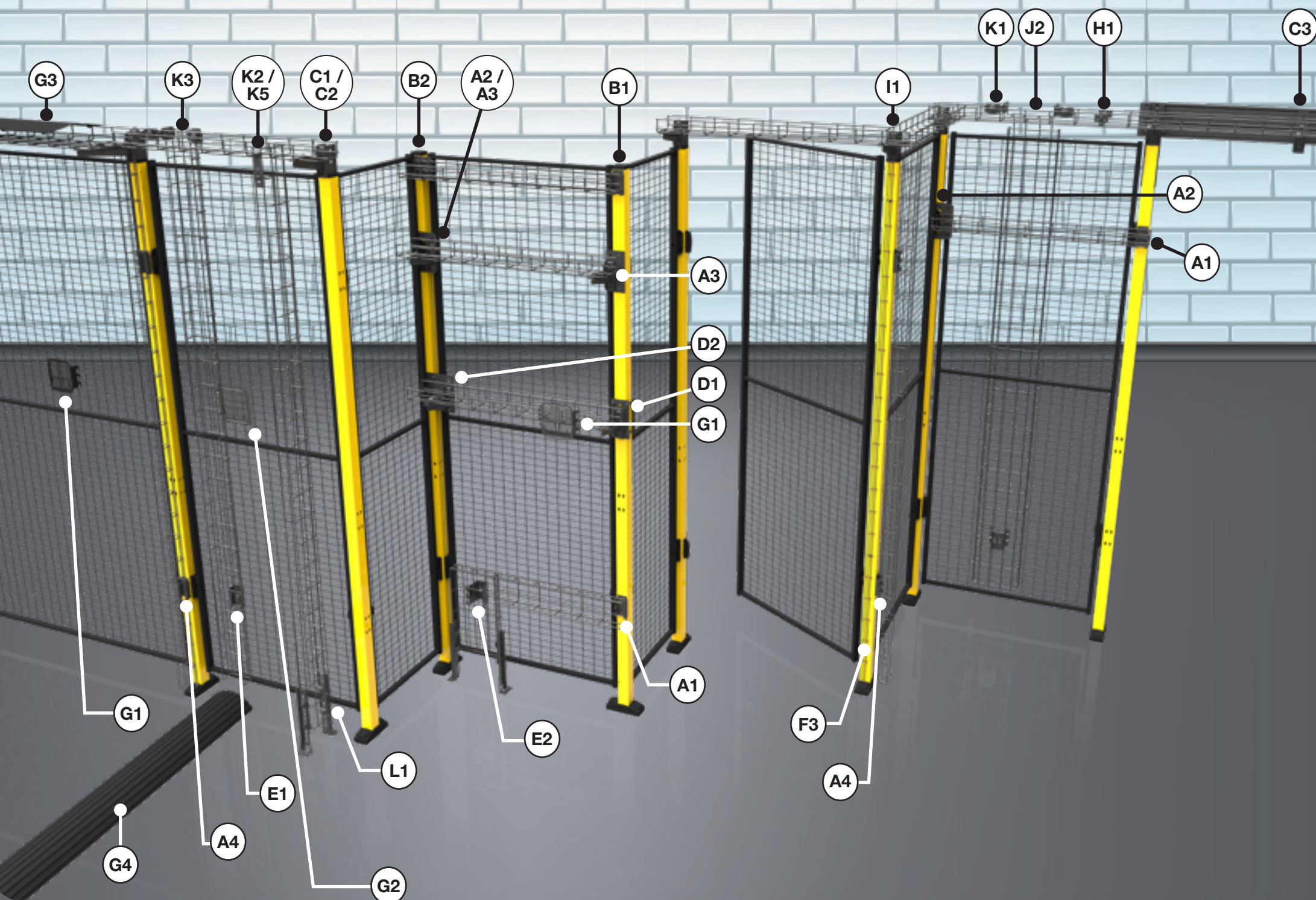
## Installations of X-Tray for X-Guard

- Max load: Cable trays 30 kg/m, Brackets 45 kg/each
- Max width of brackets: 420 mm
- X-Tray has the strongest quick joining on the market and the longest support distance of 2.25 m
- For side-hinged doors, X-Tray can replace the tubular frame for a stable installation of cable routing
- More information about X-Tray and fittings is available at [axelentusa.com](http://axelentusa.com)

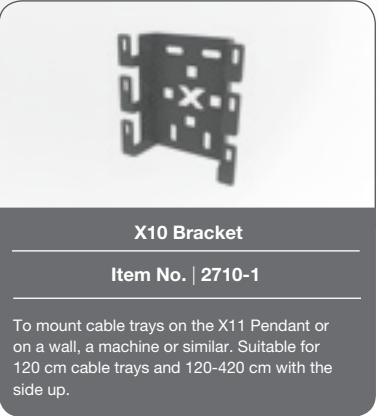
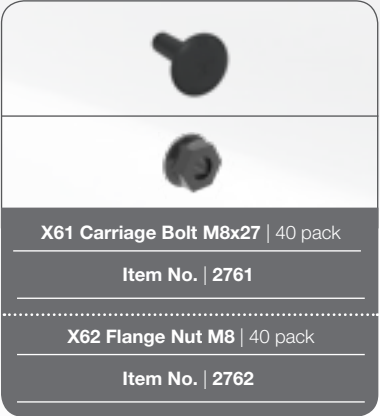
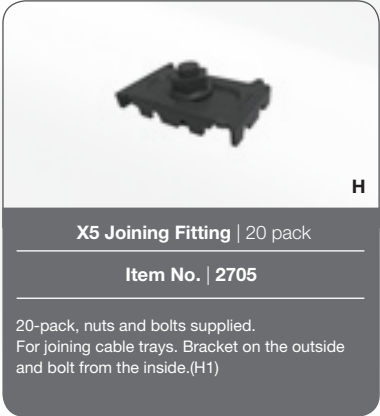
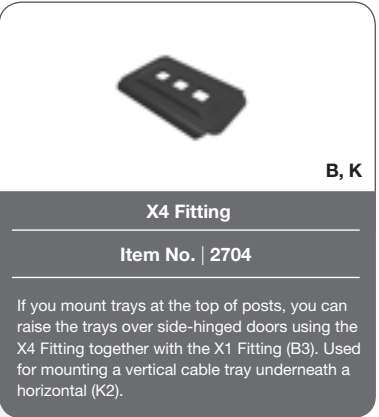
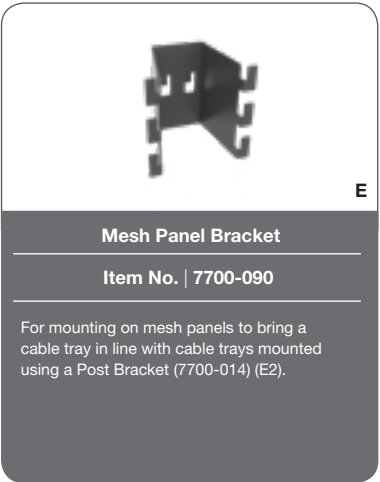
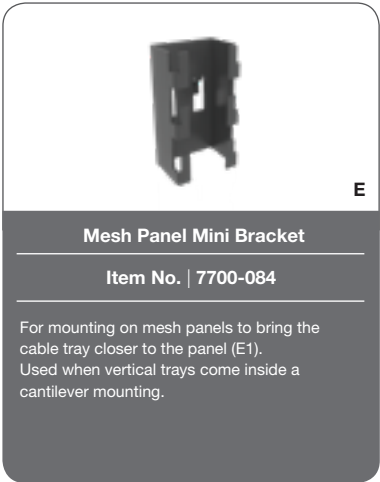
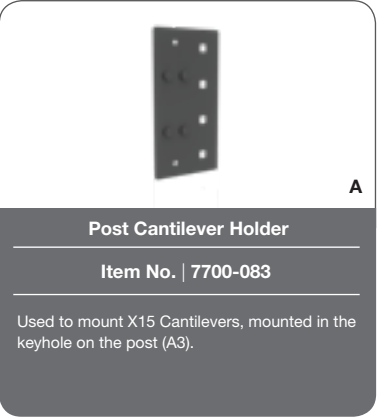
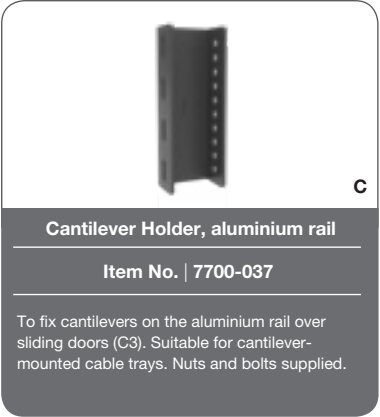
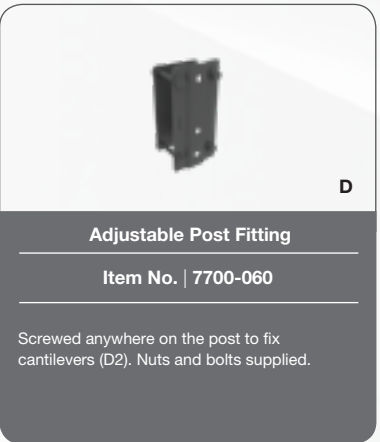
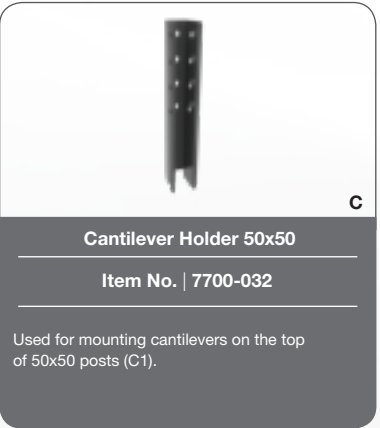

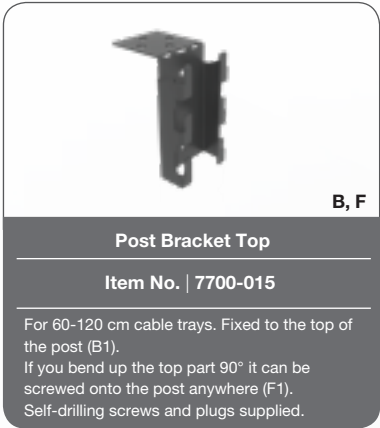
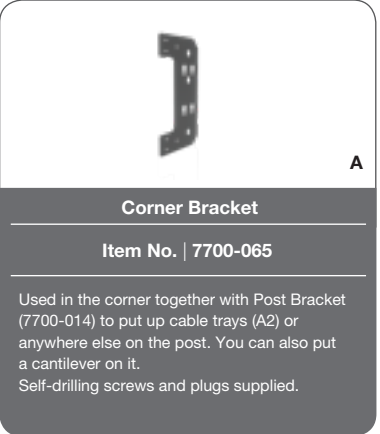
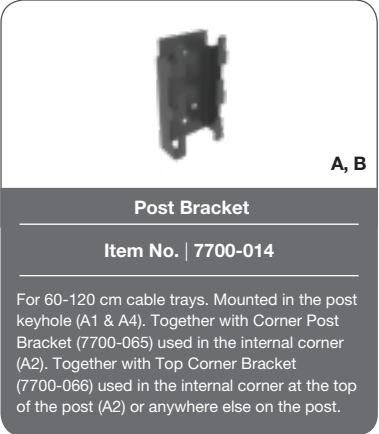
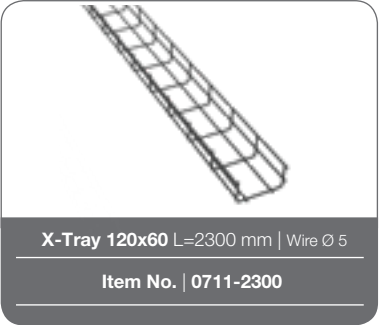
## The three most common installations

- 1 Keyhole mounting**  
For fast installations in the post keyholes.  
Trays 60-120 mm.
- 2 Top mounting**  
Quick and discrete installation that follows X-Guard's top edge. Trays 60-120 mm.
- 3 Cantilever mounting**  
This option gives a stable installation over the machine guard and most possibilities/solutions. The best solution for several doors/sliding doors. Trays 60-420 mm.

(It is possible to mix all three for the best fit)










Items • X-Tray for X-Guard • Black



**X10 Mini Bracket**

Item No. | 2710-2


To mount cable trays on the X14 Pendant, a wall, a machine or similar. Suitable for 60 cm cable trays.



**X11 Pendant** | 240/480 mm

Item No. | 2711-240  
Item No. | 2711-480

To mount cable trays with the help of the X10 Bracket or the X15 Cantilever.



**X14 Pendant** | 280 mm

Item No. | 2714-280

Used with the X10 Mini Bracket or to fix cable trays to a floor (L1).



**X68 Equipotential Bonding Screw**

Item No. | 2568


For equipotential bonding/functional bonding.



**X63 Accessories Holder**

Item No. | 2763-1

Used for fitting junction boxes, electrical sockets, or other items on the tray.



**X80 Side Accessories Holder**

Item No. | 2780-1


Used for fitting junction boxes, electrical sockets, or other items on the tray. The fitting is on one edge of the plate and is mounted on two transverse trays (G2).



**X65 Tray Cover** | L=1000 mm

Item No. | 2765-Wide

Length 1000 mm. Width 60, 120, 220, 320 and 420 cm. The cap protects the cables from welding sparks and falling items (G3).



**Vertical Connector**

Item No. | 7700-111


For connecting vertical and horizontal cable trays (K5-7).



**X72 Safety Cap** | 100-pack

Item No. | 2572-Diameter

For 4, 5 and 6 mm wire.  
Ø 4 ..... X-Tray Width 60  
Ø 5 ..... X-Tray Width 120, 220, 320  
Ø 6 ..... X-Tray Width 420



**Self-drilling screws**

Item No. | 7100-070


For mounting certain fittings. Surface finish FZB. Included in 7700-015, 7700-065 and 7700-066.

---

**Knurled Locking Plug**

Item No. | 7500-191


Included to fix Post Bracket Top (7700-015) and the Top Corner Bracket (7700-066) at the top of the post (B1-2). Plastic.



**X75 Bolt Cutter**

Item No. | 2575


Strong bolt cutter with an angled head for easy access.



**Cable Bridge** | 1200 mm

Item No. | 279.21.784 – Black  
Item No. | 279.28.720 – Yellow


Rubber. Withstands the weight of a truck or lorry. 210x65x1200 mm. 3 cable channels, 2x20 mm and 1x45 mm (G4).



**X76 13 mm Spanner**

Item No. | 2576

We only use M8 carriage bolts so this is the only spanner you require.



**X77 Wire Cutting Machine**

Item No. | 2577

Unique and fast wire cutting machine that offers completely grade-free cutting of wire up to 6 mm. Made by Klauke with a guarantee of 10,000 cuts. Bag, battery and charger included.

Art. No	Description
0701-2300	X-Tray 60x60 L=2300 mm / Black Zinc
0711-2300	X-Tray 120x60 L=2300 mm / Black Zinc
0721-2300	X-Tray 220x60 L=2300 mm / Black Zinc
0731-2300	X-Tray 320x60 L=2300 mm / Black Zinc
0741-2300	X-Tray 420x60 L=2300 mm / Black Zinc
1722-2300	X-Tray G120x150 L=2300 mm / Black Zinc
1752-2300	X-Tray Mini 30x22 L=2300 mm / Black Zinc
1752-1200	X-Tray Mini 30x22 L=1200 mm / Black Zinc
2568	X68 Equipotential Bonding Screw / Brass
2572-4	X72 Safety Cap 4 mm (100 pcs)
2572-5	X72 Safety Cap 5 mm (100 pcs)
2572-6	X72 Safety Cap 6 mm (100 pcs)
2575	X75 Bolt Cutter
2576	X76 13 mm Spanner
2577	X77 Wire Cutting Machine, Battery powered
2701	X1 Fitting / Black Zinc
2702	X2 Fitting / Black Zinc
2703	X3 Angled Fitting / Black Zinc
2704	X4 Fitting / Black Zinc
2705	X5 Joining Fitting (20 pcs) incl. bolt & nut / Black Zinc
2761	X61 Bolt M8x27 (40 pcs) / Black Zinc
2762	X62 Flange Nut M8 (40 pcs) / Black Zinc
2710-1	X10 Bracket / Black Zinc
2710-2	X10 Mini Bracket / Black Zinc
2711-240	X11 Pendant Premium 240 / Black Zinc
2711-480	X11 Pendant Premium 480 / Black Zinc
2714-280	X14 Pendant 280 / Black Zinc
2715-120	X15 Cantilever 60 -120 / Black Zinc
2715-220	X15 Cantilever 220 / Black Zinc
2715-320	X15 Cantilever 320 / Black Zinc
2715-420	X15 Cantilever 420 / Black Zinc
2763-1	X63 Accessories Holder / Black Zinc
2765-60	X65 X-Tray Cover 60x1000 mm / RAL 9011 Black
2765-120	X65 X-Tray Cover 120x1000 mm / RAL 9011 Black
2765-220	X65 X-Tray Cover 220x1000 mm / RAL 9011 Black
2765-320	X65 X-Tray Cover 320x1000 mm / RAL 9011 Black
2765-420	X65 X-Tray Cover 420x1000 mm / RAL 9011 Black
2780-1	X80 Side Accessories Holder Black Zinc
279.28.720	Cable Bridge, small Yellow
279.21.784	Cable Bridge, small Black
7100-070	Self Drilling Screw, washer head 4.2x19 / Zinc Plated
7500-191	Knurled Locking Plug
7700-014	Post Bracket X-Guard / Black Zinc
7700-015	Post Bracket Top / Black Zinc
7700-065 *	Corner Bracket X-Guard / Black Zinc
7700-066 *	Top Corner Bracket X-Guard / Black Zinc
7700-032	Cantilever Holder 50x50 X-Guard / Black Zinc
7700-037	Cantilever Holder Aluminum Rail X-Guard / Black Zinc
7700-060	Adjustable Post Fitting X-Guard / Black Zinc
7700-072	Adjustable Corner Post Fitting X-Guard / Black Zinc
7700-083	Post Cantilever Holder X-Guard / Black Zinc
7700-084	Mesh Panel Mini Bracket X-Guard / Black Zinc
7700-090	Mesh Panel Bracket X-Guard / Black Zinc
7700-111	Vertical Connector Black Zinc
7700-188	Cantilever Holder 70x70 X-Guard / Black Zinc
9307	X-Tray Demokit X-Guard / Black Zinc

\* Only Corner Bracket, not Post Bracket.  
(Post Bracket 7700-014 purchased separately, previously packed together.)

Order demokit

You can also order a **demokit** of cable trays, brackets and fittings for X-Guard (Item No. 9307)  
X-Tray comes in a large range. If there is anything you cannot find, please ask us. Most items can be black galvanized with a few weeks delivery date.  
Special colours are available. Even Zinc Plated if your machine is lighter than black.



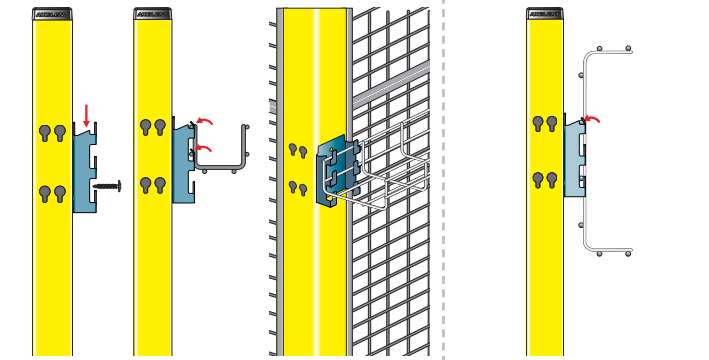
# Assembly Instructions


A - Keyhole mounting

A1

60-120

60-420



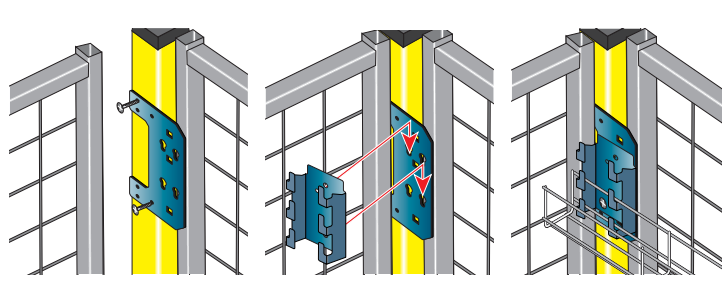


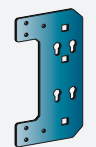
x1  
7700-014

A2


60-120

60-420






x1  
7700-065



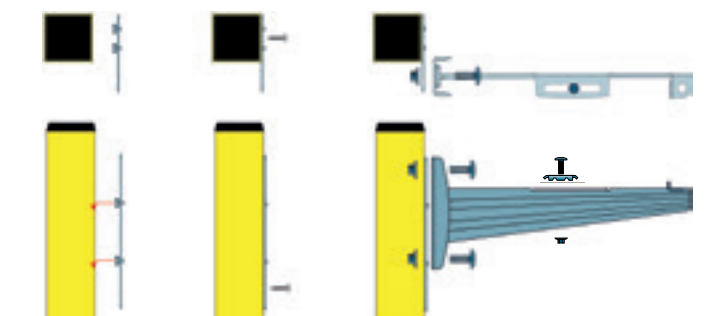
x1  
7700-014




x2  
7100-070 \*


A3

60-420







x1  
7700-083




x1  
2701



x3  
2762




x3  
2761

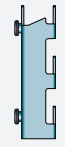


x1  
2715-Length

A4

60-420





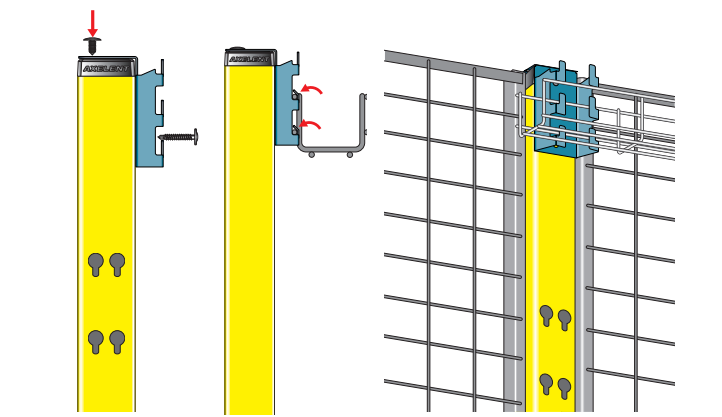
x2  
7700-014


\* These items come with the fittings.

B - Top Mounting


B1

60-120






x1  
7700-015



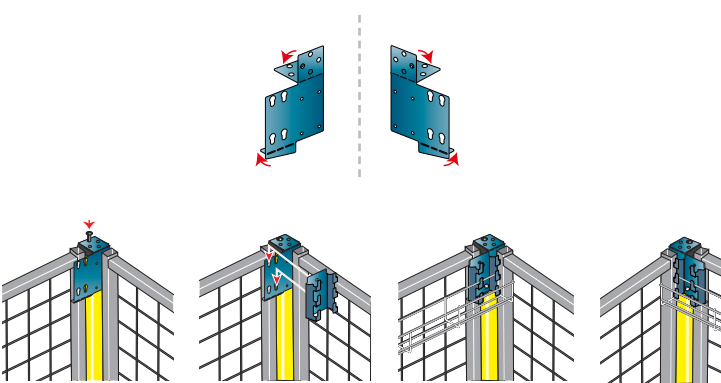
x2  
7100-070 \*

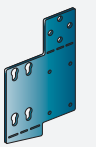


x2  
7500-191 \*


B2

60-120







x1  
7700-066



x1  
7700-014



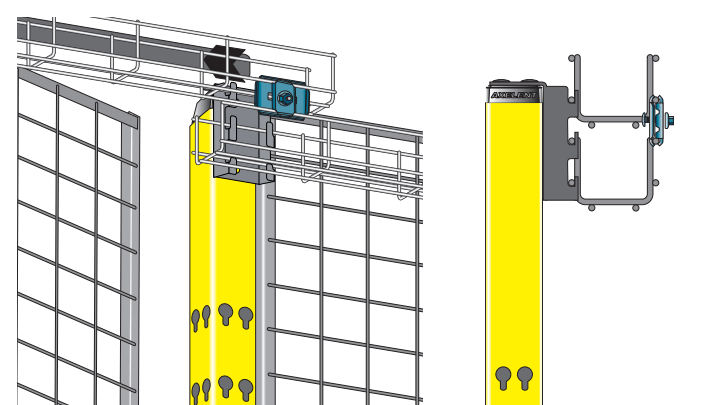
x2  
7100-070 \*




x2  
7500-191 \*


B3

60-120







x1  
2701



x1  
2704



x1  
2762



x1  
2761

\* These items come with the fittings.




# Assembly Instructions

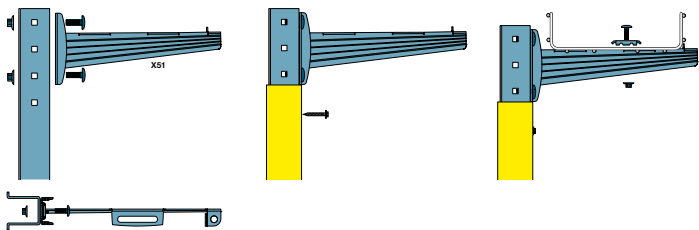
## C - Bracket mounting

C1

60-420




For post 50x50

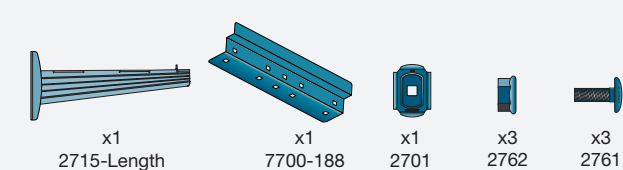
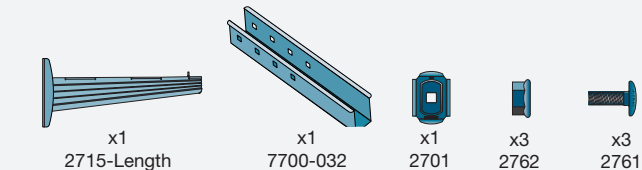
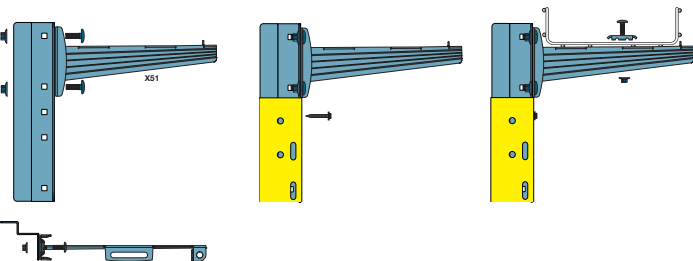


C2

60-420

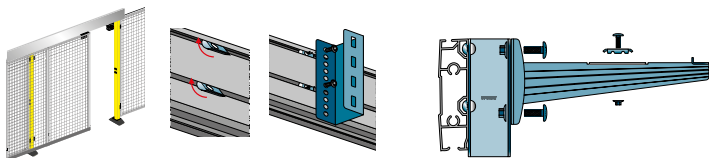


For post 70x70



C3

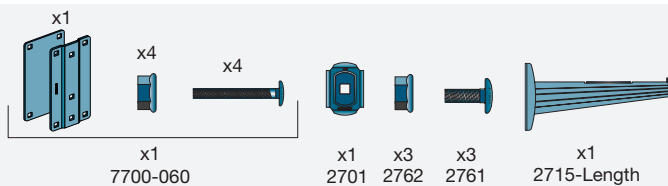
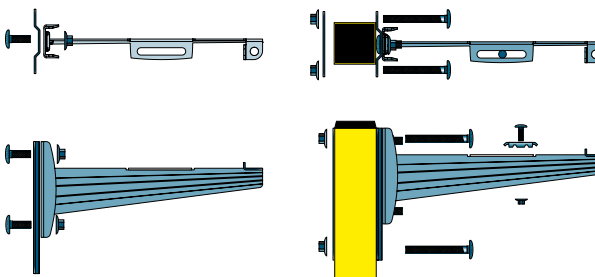

60-420



## D - Free positioning

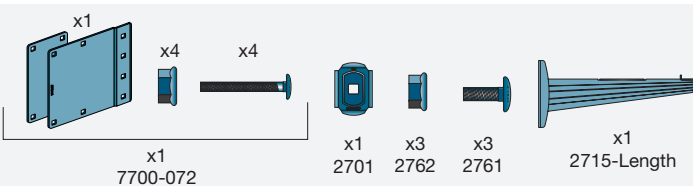


D1

60-420



D2

60-420

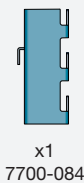
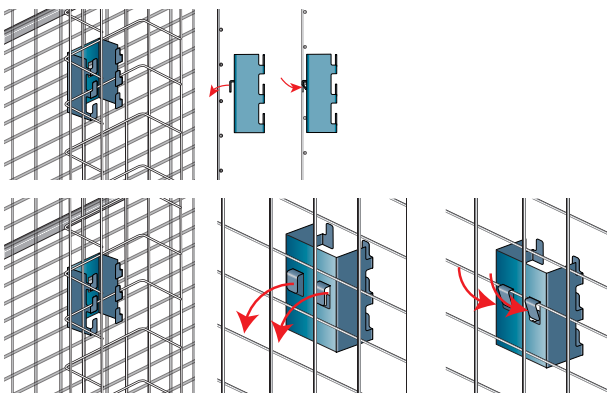


## E - Mesh panel mounting

E1

H\*  
60-120

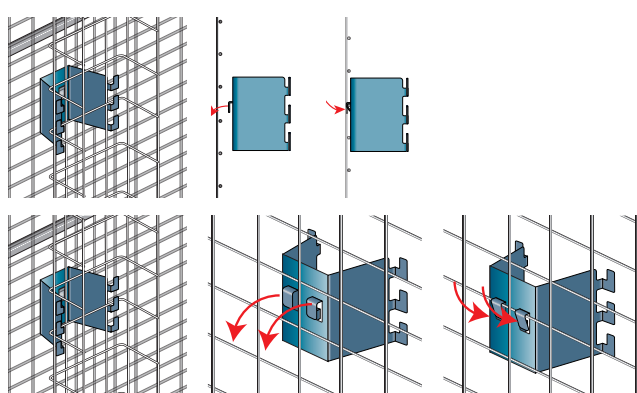
V\*  
60-420



E2

H\*  
60-120

V\*  
120-420






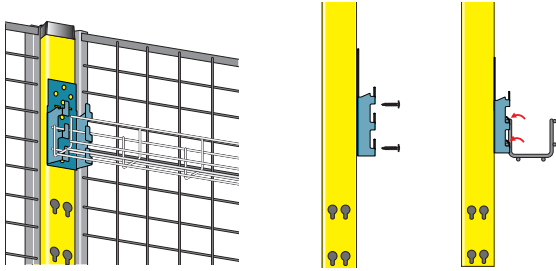
# Assembly Instructions

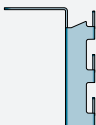

## F - Free positioning screw

F1

60-120





x1


7700-015

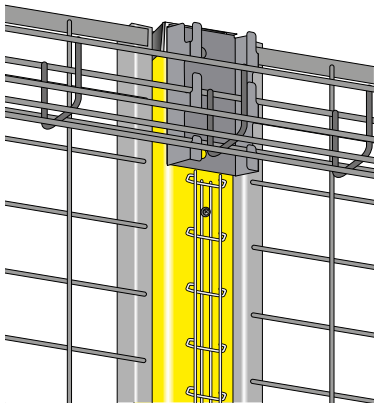
x2


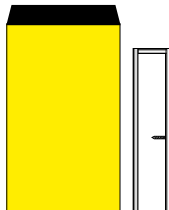
7100-070 \*



F3

X-Tray mini





x1


1752-2300  
1752-1200

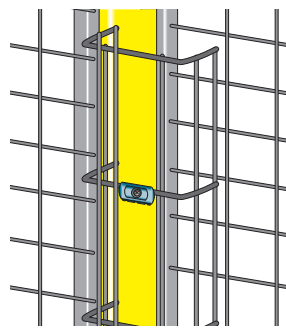
x2



7100-070

F2

60-420





x2

2701


x2

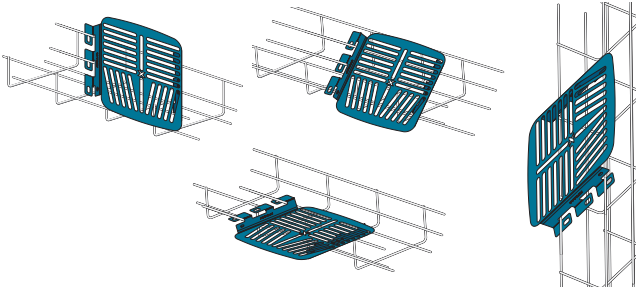
7100-070


## G - Accessories

G1

60-420








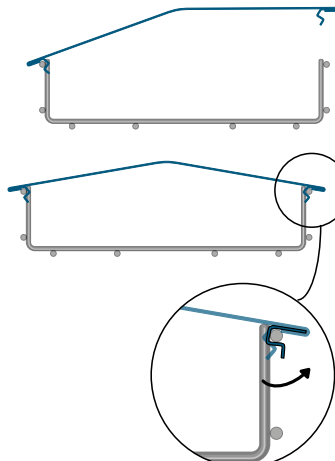
x1

2763-1

G3

60-420






2765-60

2765-120

2765-220

2765-320

2765-420




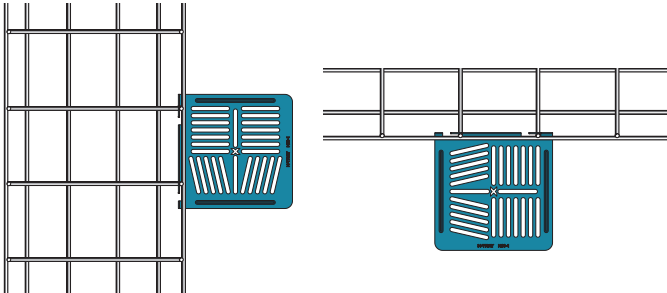
x1


2765-Width

G2

60-420








x1

2780-1

G4



x1

279.21.784 - Black

Alt.

279.28.720 - Yellow

\* These items come with the fittings.

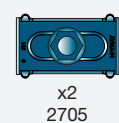
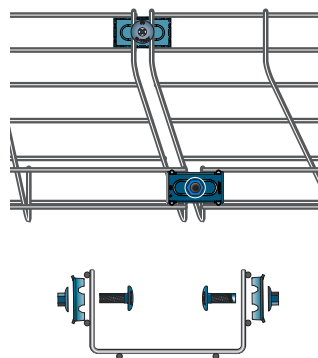


# Assembly Instructions

– Always bolt from inside

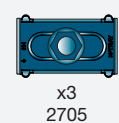
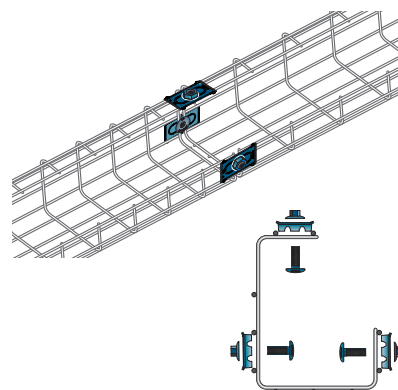
## H, I, J - Joining/Shaping

**H1**




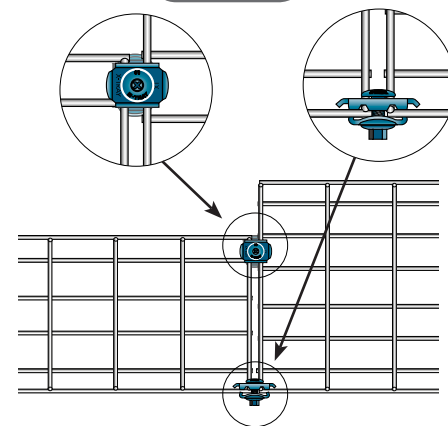
x2  
2705

**H2**



x3  
2705

**H3**

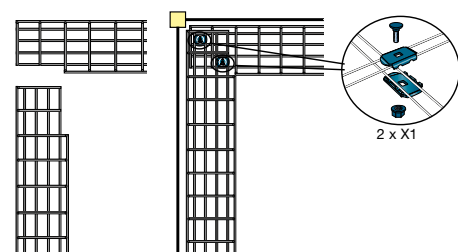


x4  
2701

x2  
2762

x2  
2761

**I1**

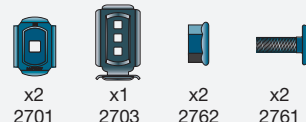
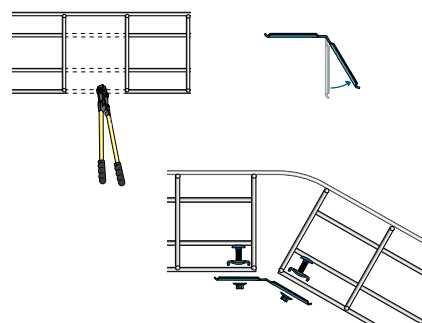


x4  
2701

x2  
2762

x2  
2761

**I2**



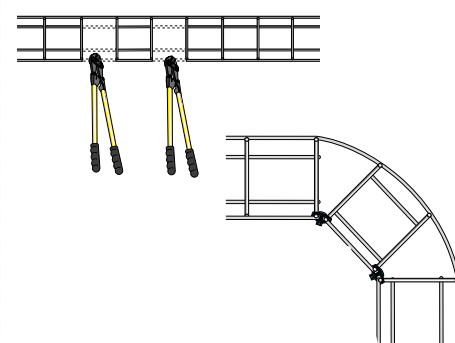
x2  
2701

x1  
2703

x2  
2762

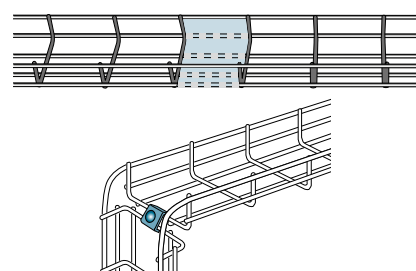
x2  
2761

**I3**



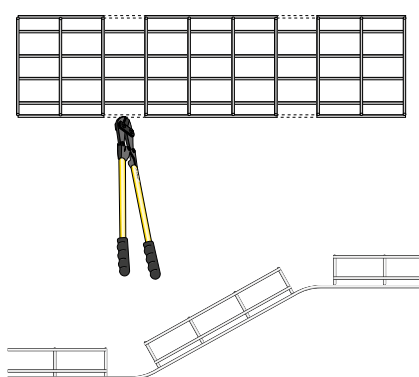
x2  
2702

**J1**



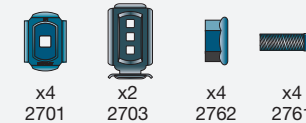
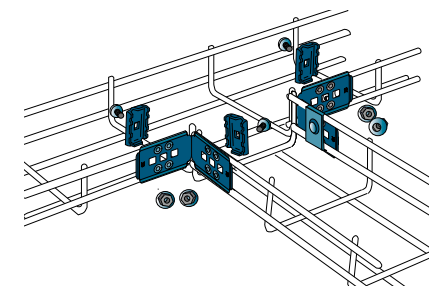
x1  
2702

**J2**



## K, L - Joining/Shaping

**K1**



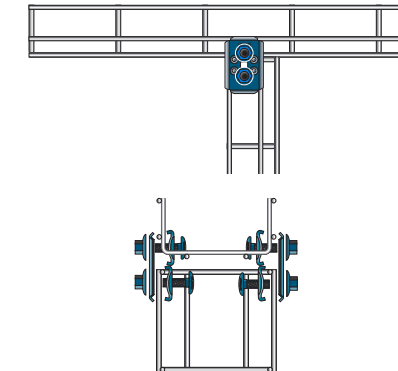
x4  
2701

x2  
2703

x4  
2762

x4  
2761

**K2**



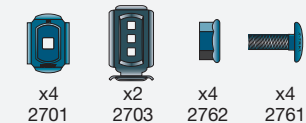
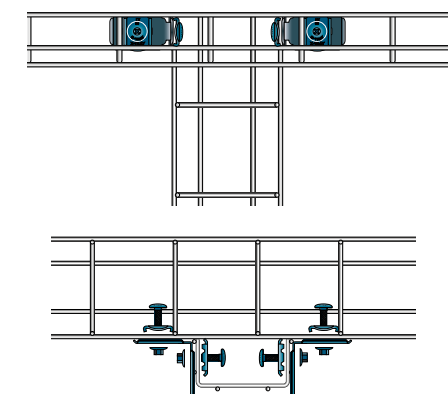
x4  
2701

x2  
2704

x4  
2762

x4  
2761

**K3**



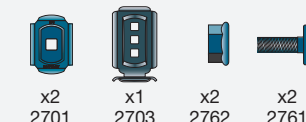
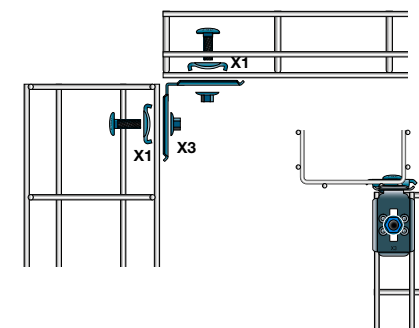
x4  
2701

x2  
2703

x4  
2762

x4  
2761

**K4**



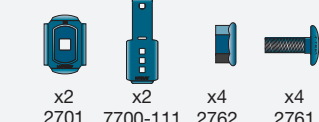
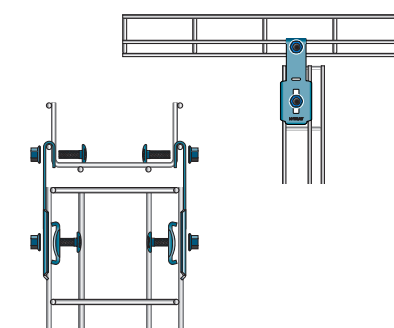
x2  
2701

x1  
2703

x2  
2762

x2  
2761

**K5**



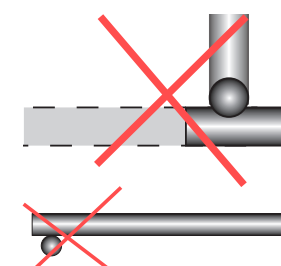
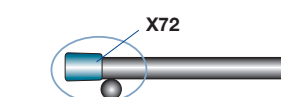
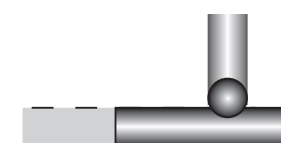
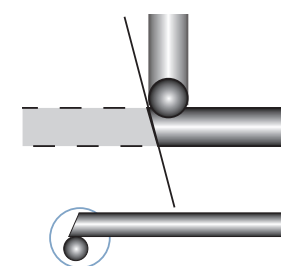
x2  
2701

x2  
7700-111

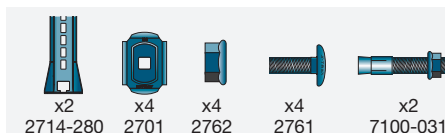
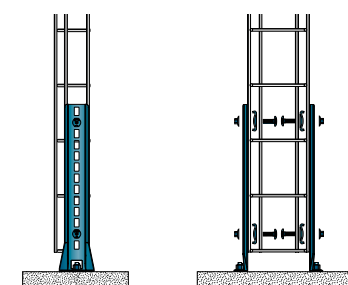
x4  
2762

x4  
2761

**Cutting**



**L1**



x2  
2714-280

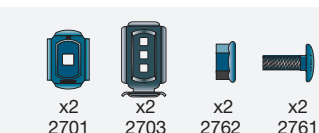
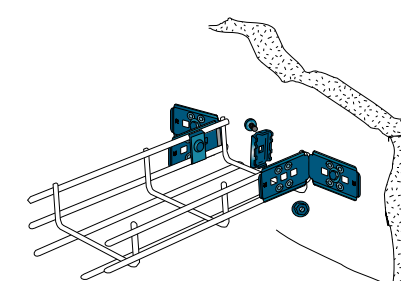
x4  
2701

x4  
2762

x4  
2761

x2  
7100-031

**L2**




x2  
2701

x2  
2703

x2  
2762

x2  
2761



AXELENT INC. · 14503 S. GOUGAR ROAD, SUITE 900 · 60491 LOCKPORT IL - USA  
+1 708 745 3130 · SALES@AXELENTUSA.COM · WWW.AXELENTUSA.COM

