




Est 1990







Double sliding door, overlapping

An overlapping sliding door is the perfect solution where space is limited. The sliding door can also be used when there are two output points from one machine.

(Posts, handles and panels are not included in the door package. Opening dimensions may be limited depending on the type of lock chosen.)



Models

ARTICLES / DESCRIPTION	MAX WIDTH (MM)	HEIGHT (MM)	PANEL	FITS POSTS
 D24-230140	1340	2300	Mesh Plastic Sheet metal	Classic 50x50
 D24-230290				
 D44-230140	1340	2300	Mesh Plastic Sheet metal	Premium 70x70
 D44-230290				
 DP24-230290 Double sliding doors with upper frame - overlap		2300	Plastic Sheet metal	Classic 50x50
 DP44-230290 Double sliding doors with upper frame - overlap	2840	2300	Plastic Sheet metal	Premium 70x70

Related products



LOCKS

Snap lock

With this snap lock, suitable for X-Store 2.0 door packages, the door closes with a simple push and is kept closed by the built-in catch.

[3 articles](#)



LOCKS

Padlock brackets

Padlock brackets is our most simple lock system, suitable for X-Store 2.0 door packages. A normal hinge lock secure the area from being entered by unauthorized.

[3 articles](#)



LOCKS

X-It

Axellent X-It is a keyed cylinder lock designed primarily for all our modular mesh panel systems for machine guarding and industrial/warehouse. Thanks to the unique construction and it's simple asse...

[18 articles](#)